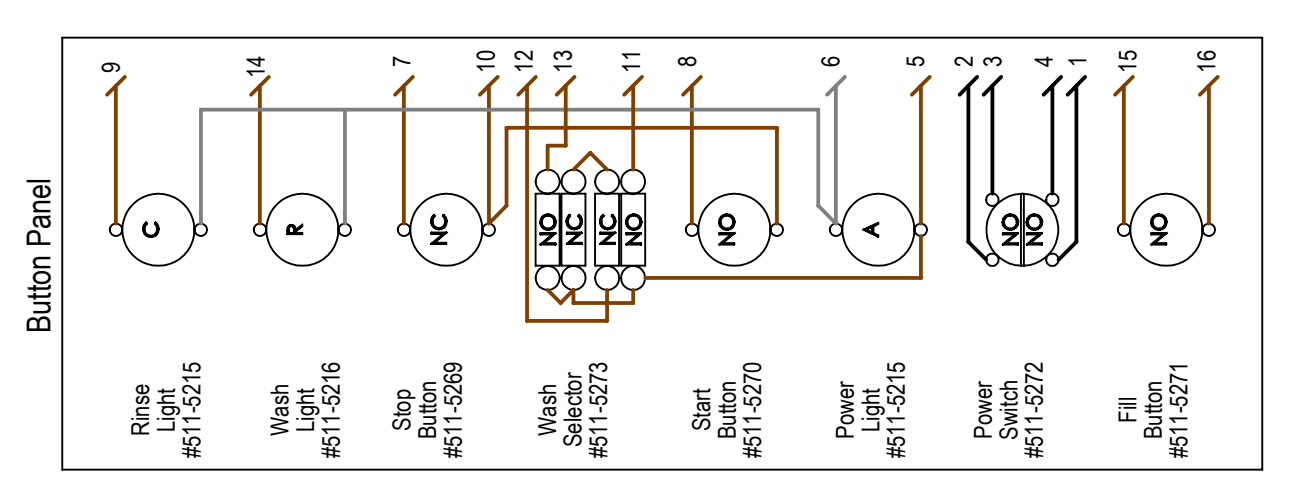


Logic Control Inputs

| | |
|----|--------------|
| I1 | Float |
| I2 | Door Switch |
| I3 | Stop Button |
| I4 | Start Button |
| I5 | Light Wash |
| I6 | Medium Wash |
| I7 | Heavy Wash |
| I8 | Fill Button |

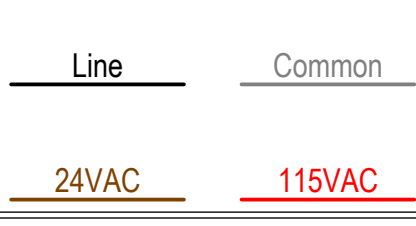
Logic Control Outputs

| | |
|----|----------------|
| Q1 | Fill Solenoid |
| Q2 | Wash Light |
| Q3 | Pump |
| Q4 | Rinse Solenoid |
| Q5 | Fan |
| Q8 | LWCO |



Lower Terminal Blocks

| | | | | | |
|---------|-------------------------|-------|-----------------------|------|------------------|
| Soap | To 24VAC Soap Dispenser | W | From Wash High Limit | T2 | From Door Switch |
| T3 & T4 | To Rinse Solenoid | R | From Rinse High Limit | Fill | To Fill Solenoid |
| 4 | From Float | C & H | To Temp Controls | - | - |
| 1 | To Float | T1 | To Door Switch | - | - |



Burner Control Connections

| | | | |
|---|------------------------------------------------------------|----|-------------------------|
| G | Ground | 8 | To Pilot Valve |
| 2 | To Gas Valves, Blower Motor, Ignition Transformer (Common) | 9 | To Main Gas Valve |
| 4 | To Blower Motor | 10 | To Ignition Transformer |
| 7 | From Airflow Switch | F | From Flame Sensor |


Fuse Table

| | |
|-------------------|--------|
| 208V/230V Primary | 10 Amp |
| 460V Primary | 5 Amp |
| 24V Secondary | 7 Amp |

| ITEM | DESCRIPTION | PART # (208V/230V) | PART # (460V) |
|------|------------------------|--------------------|---------------|
| A | PUMP BREAKER | 511-5021 | 511-5346 |
| B | | | |
| C | RINSE HEAT BREAKER | 511-5345 | 511-5342 |
| D | | | |
| E | WASH HEAT BREAKER | 511-5339 | |
| F | PUMP CONTACTOR | 511-5298 | 511-5296 |
| G | | | |
| H | RINSE HEAT CONTACTOR | 511-5294 | |
| I | | | |
| J | WASH HEAT CONTACTOR | | |
| K | PUMP OVERLOAD | 511-5309 | 511-5306 |
| L | FAN BREAKER | 511-5340 | |
| M | FAN CONTACTOR | 511-5290 | |
| N | FAN OVERLOAD | 511-5300 | |
| O | TRANSFORMER | 511-5250 | |
| P | PRIMARY FUSE | 511-5207 | 511-5115 |
| Q | 24V SECONDARY FUSE | 511-5120 | |
| R | LOGIC CONTROL | 511-5314 | |
| S | BURNER CONTROL SUBBASE | 509-5143 | |
| T | BURNER CONTROL | 509-5142 | |
| U | AIR PURGE CARD | 509-5144 | |
| V | FLAME CARD | 509-5145 | |

Name: RW2580 Schematic - Gas Heat

LVO Manufacturing, Inc
808 N 2nd Ave E
Rock Rapids, IA 561246
Phone: (712) 472-3734



Rev. -

C. Wood
1/29/2015